



UNITED NATIONS

FINANCIAL SITUATION

11 October 2011

Angela Kane

Under-Secretary-General for Management



Key Components

(US\$ millions)

		31 December 2010	5 October 2011
Assessments	Regular budget	2,166	2,415
	Peacekeeping	9,671	7,433
	Tribunals	256	286
	Capital Master Plan	341	341
Unpaid assessments	Regular budget	351	867
	Peacekeeping	2,461	3,304
	Tribunals	27	56
	Capital Master Plan	22	88



Key Components

(US\$ millions)

		31 December 2010 (Actual)	31 December 2011 (Estimates)
Cash on hand	Regular budget*	412	244
	Peacekeeping*	3,088	3,083
	Tribunals	88	129
	Capital Master Plan*	858	861
Estimated level of debt owed to Member States	for peacekeeping	539	448

* Not including reserve accounts



Regular Budget – Financial Position (US\$ millions)

	2010	2011	Difference
Prior year's balance*	335	351	16
Assessments	2,166	2,415	249
Payments received	1,715	1,899	184
Unpaid assessments	786**	867***	81

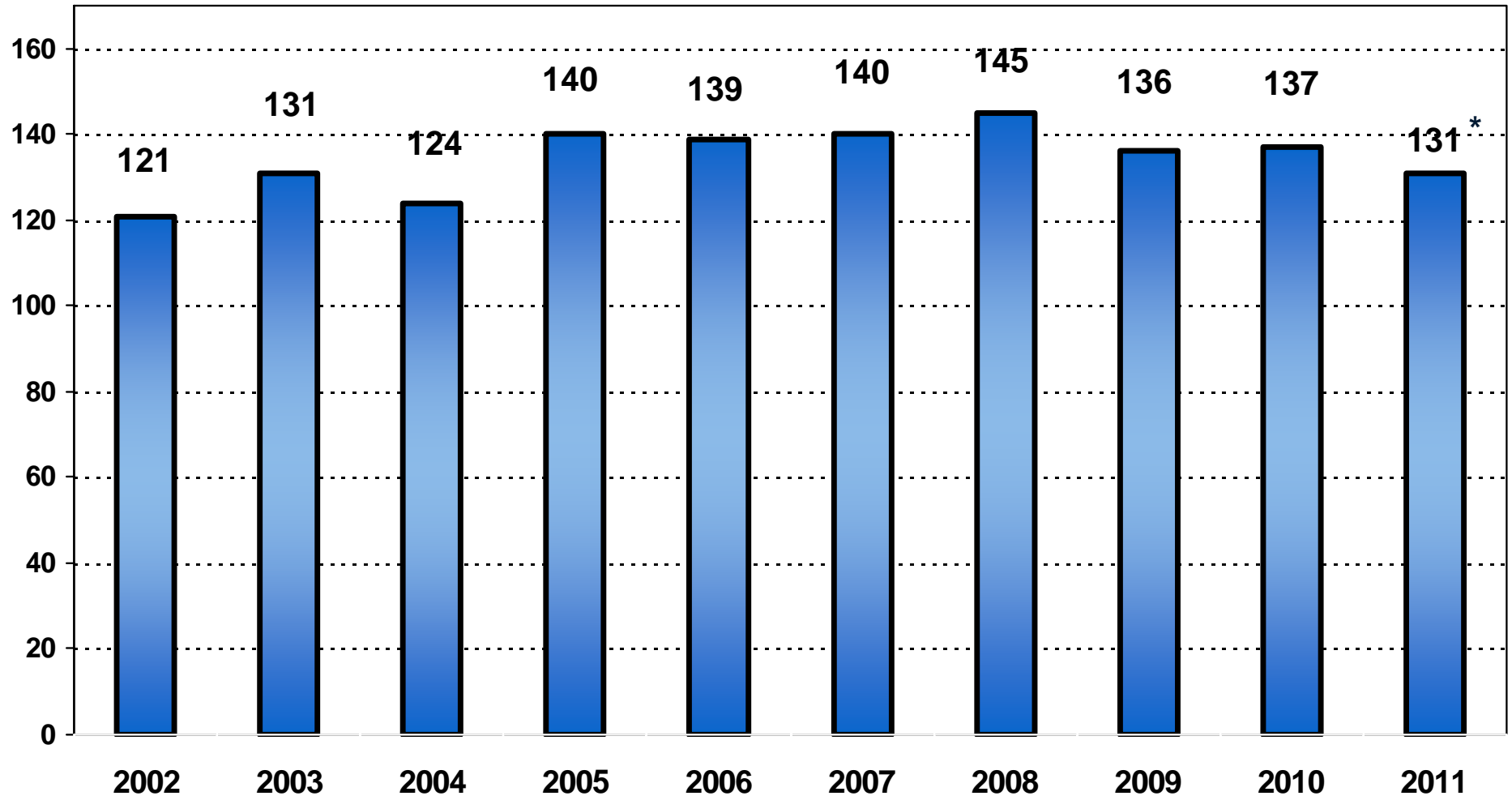
* As at 1 January

** As at 5 October 2010

*** As at 5 October 2011



Number of Member States paying in full their Regular Budget Assessments at Year-End



Including Member States owing less than \$100

*Compared to 119 Member States as at 5 October 2010



Fully Paid for Regular Budget Assessments* at 5 October 2011: 131 Member States**

Afghanistan	Cuba	Indonesia	Namibia	
Albania	Cyprus	Iraq	Nepal	Sierra Leone
Algeria	Czech Republic	Ireland	Netherlands	Singapore
Andorra	Democratic People's Republic of Korea	Israel	New Zealand	Slovakia
Antigua and Barbuda	Democratic Republic of Congo	Italy	Nicaragua	Slovenia
Armenia	Denmark	Japan	Niger	South Africa
Australia	Djibouti	Jordan	Nigeria	Sri Lanka
Austria	Dominican Republic	Kazakhstan	Norway	Suriname
Azerbaijan	Ecuador	Kenya	Oman	Sweden
Bahamas	Egypt	Kuwait	Pakistan	Switzerland
Belgium	El Salvador	Kyrgyzstan	Panama	Tajikistan
Bhutan	Eritrea	Lao People's Democratic Republic	Paraguay	Thailand
Bolivia (Plurinational State of)	Estonia	Latvia	Philippines	Togo
Bosnia and Herzegovina	Finland	Liechtenstein	Poland	Tunisia
Botswana	France	Lithuania	Qatar	Turkey
Brazil	Georgia	Luxembourg	Republic of Korea	Turkmenistan
Brunei Darussalam	Germany	Malawi	Republic of Moldova	Tuvalu
Bulgaria	Ghana	Malaysia	Romania	Ukraine
Burkina Faso	Greece	Mali	Russian Federation	United Arab Emirates
Burundi	Guatemala	Malta	Rwanda	United Kingdom of Great Britain and Northern Ireland
Canada	Guinea	Mauritania	Saint Kitts and Nevis	United Republic of Tanzania
Cape Verde	Guyana	Mauritius	Saint Vincent and Grenadines	Uzbekistan
Chile	Honduras	Monaco	Samoa	Zambia
China	Hungary	Mongolia	San Marino	Zimbabwe
Congo	Iceland	Montenegro	Saudi Arabia	
Costa Rica	India	Morocco	Senegal	
Cote d'Ivoire		Myanmar	Serbia	
Croatia				

*Including Member States owing less than \$100

**Compared to 119 Member States as at 5 October 2010



Regular Budget Assessments Outstanding at 5 October 2011

(US\$ millions)

	<u>Outstanding Amount</u>
United States	758
Mexico	40
Spain	19
Venezuela	11
57 Other Member States	39
Total	867



Regular Budget Cash Position (Actual)

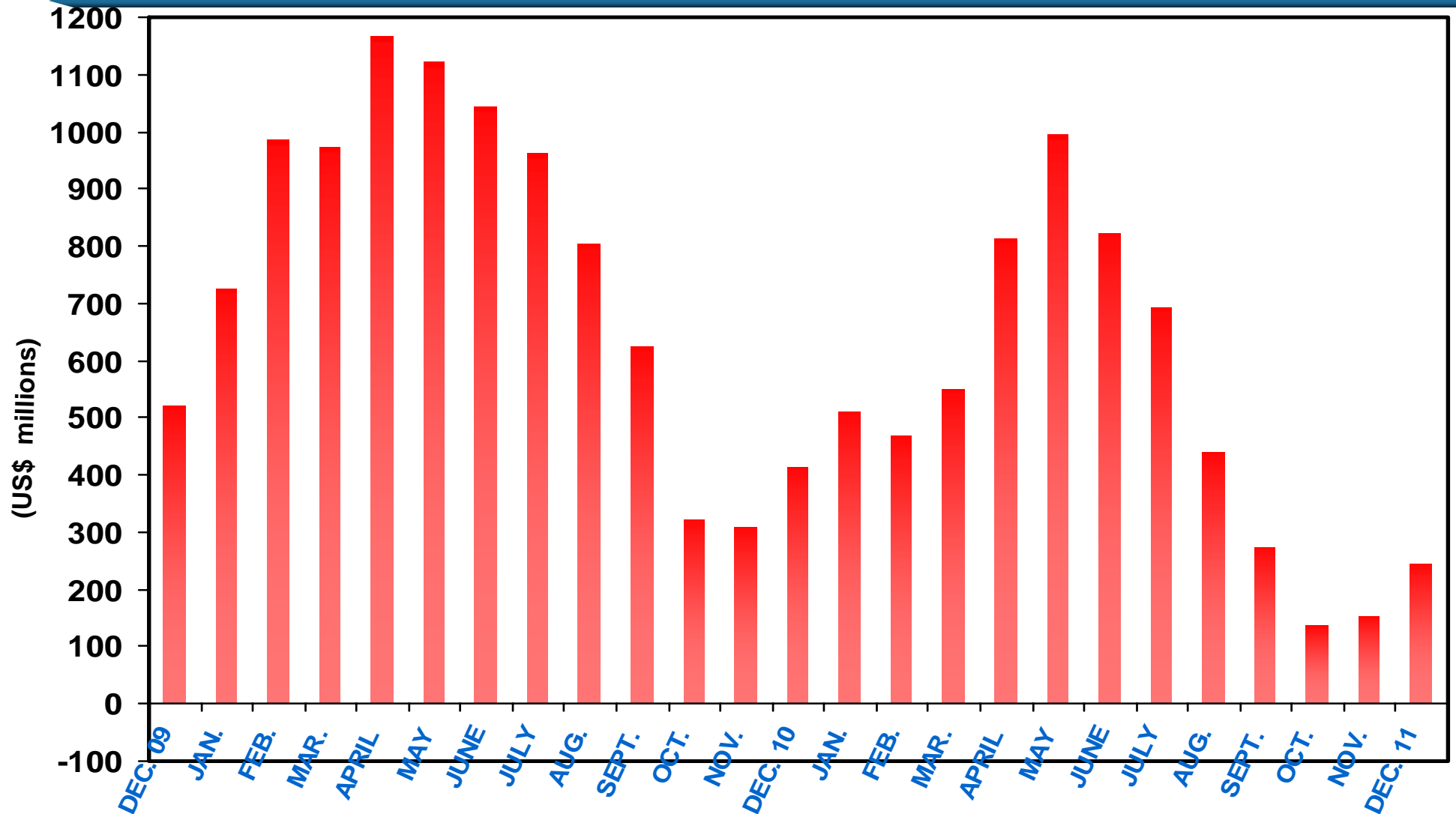
(US\$ millions)

	31 December 2010	5 October 2011
Regular Budget	412	179
Working Capital Fund	150	150
Special Account	251	255
Combined General Fund	813	584



Regular Budget Cash Position*

Actual and projected figures for Regular Budget for 2010 – 2011**



* Does not include balances in Working Capital Fund and Special Account

** Estimates for October – December 2011



Peacekeeping – Financial Position at 5 October 2011

(US\$ millions)

Outstanding assessments at 31 December 2010	2,461
Assessments during 2011*	<u>7,433</u>
Total	9,894
Payments/Credits received during 2011	<u>6,590</u>
Outstanding assessments at <u>5 October 2011</u>	<u>3,304</u>

* Including assessment for \$474 million for UNIFIL issued on 16 September 2011



Unpaid Peacekeeping Assessments

(US\$ millions)

5 October 2010		5 October 2011	
Member State	Outstanding	Member State	Outstanding
Japan	654	Japan	648
United States	431	Spain	490
United Kingdom	307	United States	405
Spain	293	Italy	251
France	194	United Kingdom	174
Ukraine	140	Republic of Korea	168
Republic of Korea	139	Ukraine	140
Italy	129	China	121
Greece	102	Greece	117
Others	802	Others	790
Total	3,191	Total	3,304



***Fully Paid all peacekeeping assessments*
due and payable at 5 October 2011:
17 Member States*****

<i>Australia</i>	<i>Saint Kitts and Nevis</i>
<i>Canada</i>	<i>Singapore</i>
<i>Cote d' Ivoire</i>	<i>Sweden</i>
<i>Estonia</i>	<i>Switzerland</i>
<i>Finland</i>	<i>Thailand</i>
<i>Germany</i>	
<i>Iceland</i>	
<i>Ireland</i>	
<i>Liechtenstein</i>	
<i>Monaco</i>	
<i>Netherlands</i>	
<i>New Zealand</i>	

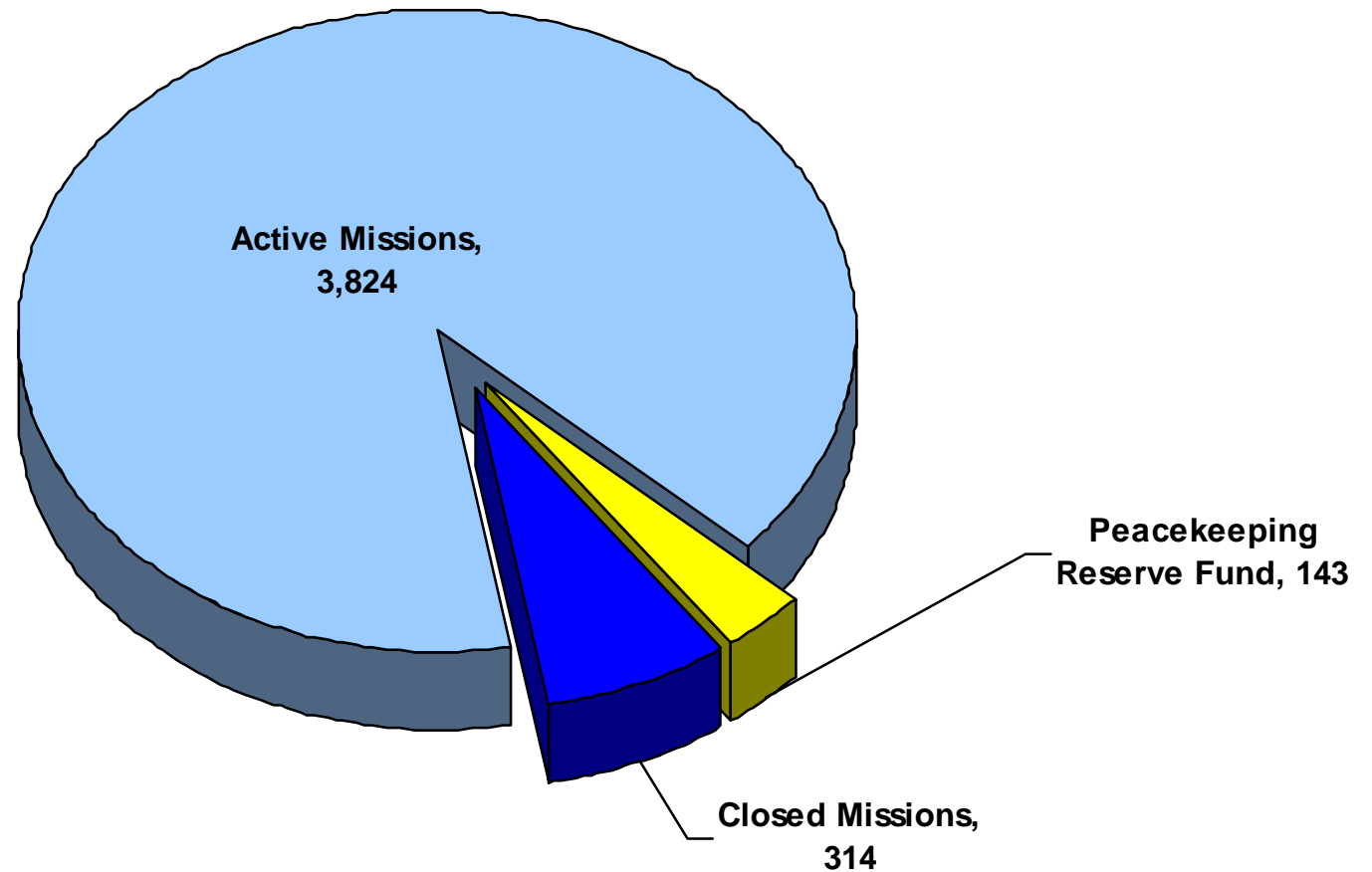
* Including Member States owing less than \$100

** Compared to 11 Member States as at 5 October 2010



Peacekeeping Cash at 5 October 2011

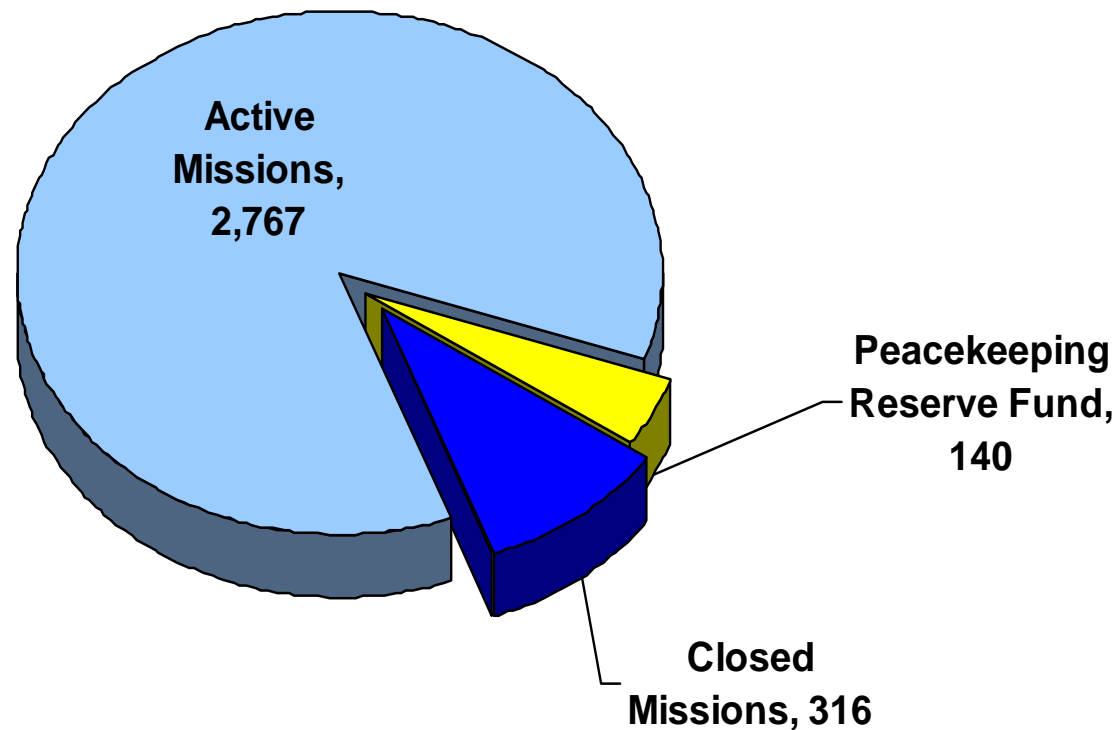
(US\$ millions)



TOTAL \$4,281 million



Projected Peacekeeping Cash at 31 December 2011 (US\$ millions)



TOTAL \$3,223 million



Closed Peacekeeping Missions Projected Cash at End of 2011

CLOSED MISSIONS

\$316 million



**Less: \$263 million
for liabilities**



**\$53 million
remaining**



Amounts Owed for Troops/Formed-Police Units and Contingent Owned Equipment for 2010 - 2011 *(US\$ millions)*

	Actual 2010*	Projected 2011
1 January	787	539
New obligations	1,993	2,057
Payments to Member States	(2,240)	(2,148)
31 December	539	448

* Reference A/65/715. table 12 (updated figures)



Projected 2011 Debt Situation

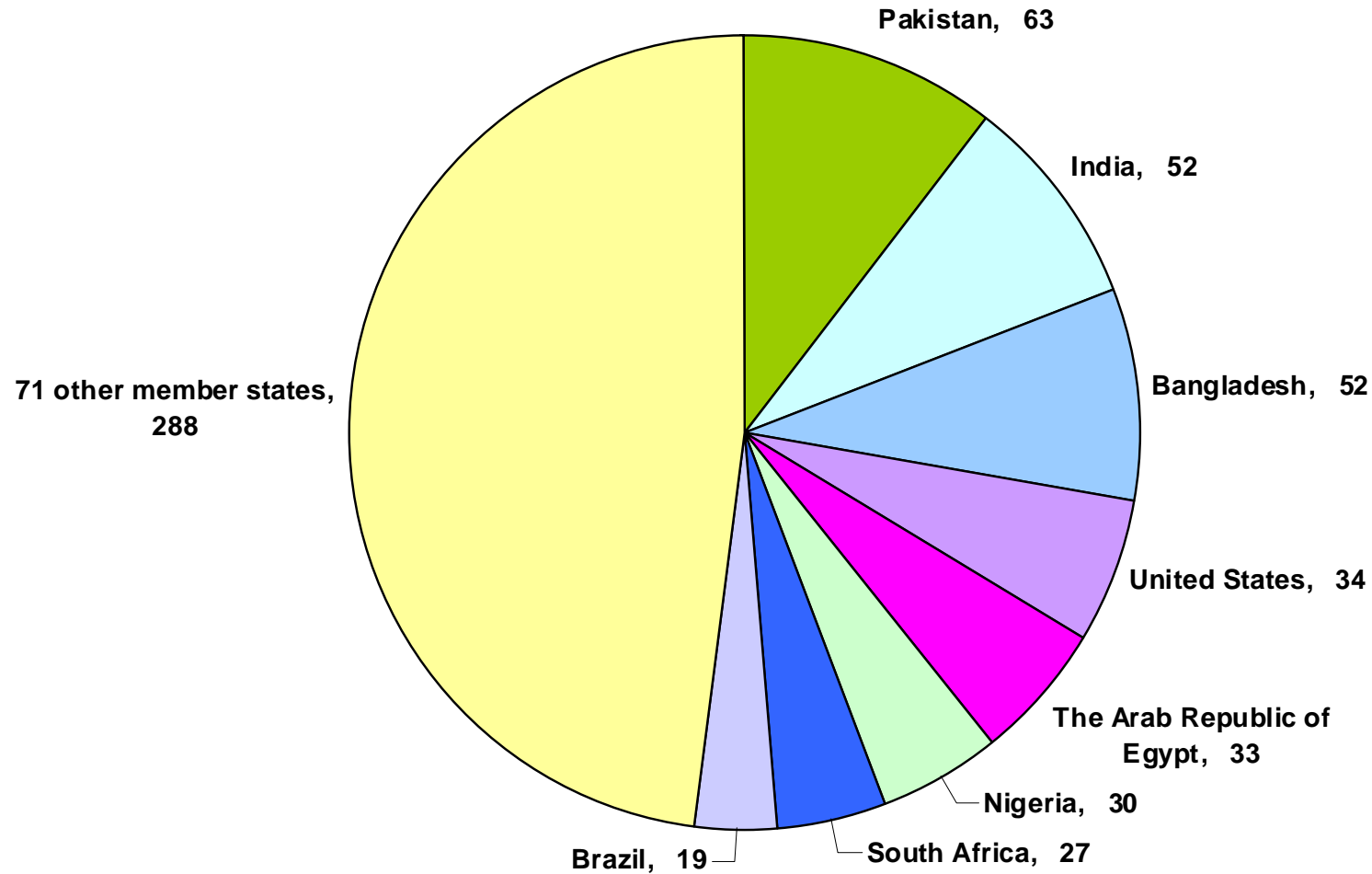
- Increase in new obligations compared to 2010 is primarily due to the one-time supplemental payment to Troop Contributing Countries (TCCs) and deployment of military contingent to UNISFA.
- Payments for troop/Formed Police Unit (FPU) costs and Contingent Owned Equipment (COE) are current up to August 2011 and June 2011 respectively for most missions.
- Payments for COE/SS (Self Sustainment) claims are contingent on the timely finalization of MOUs and subsequent certification of claims. As of October 2011, out of 345 MOUs, 23 (6.7%) are yet to be finalized.
- After the recent payment of \$617 million to TCCs and PCCs (Police Contributing Countries) made in October 2011, the amount owed as at 11 October 2011 is \$598 million.



Amounts Owed to Troop and Police Contributing Countries as at 11 October 2011

(US\$ millions)

79 Member States



TOTAL 598 million



International Tribunals – Financial Position

	5 October 2010	5 October 2011
Member States paid in full*	88	93
Member States with amounts outstanding to one or both tribunals	104	99
Payments received (\$ millions)	242	257
Unpaid assessments (\$ millions)	50	56

* Including Member States owing less than \$100



Fully Paid for Tribunal Assessments*

at 5 October 2011: 93 Member States**

Algeria	Democratic Republic of Congo	Kazakhstan	Russian Federation
Andorra	Denmark	Kuwait	Saint Kitts and Nevis
Antigua and Barbuda	Ecuador	Latvia	Samoa
Argentina	Egypt	Liechtenstein	San Marino
Australia	El Salvador	Luxembourg	Saudi Arabia
Austria	Eritrea	Malawi	Senegal
Azerbaijan	Estonia	Mexico	Serbia
Bahamas	Finland	Monaco	Singapore
Belgium	France	Montenegro	Slovakia
Belize	Georgia	Myanmar	Slovenia
Bosnia and Herzegovina	Germany	Nepal	South Africa
Brazil	Ghana	Netherlands	Sweden
Brunei Darussalam	Guinea	New Zealand	Switzerland
Bulgaria	Guyana	Nicaragua	Syrian Arab Republic
Burkina Faso	Honduras	Niger	Tajikistan
Canada	Hungary	Nigeria	Thailand
China	Iceland	Norway	Turkey
Costa Rica	India	Oman	Turkmenistan
Cote d'Ivoire	Iraq	Panama	Ukraine
Croatia	Ireland	Philippines	United Kingdom of Great Britain and Northern Ireland
Cuba	Israel	Poland	United Republic of Tanzania
Cyprus	Italy	Republic of Korea	Uzbekistan
Czech Republic	Japan	Republic of Moldova	
Democratic People's Republic of Korea		Romania	

*Including Member States owing less than \$100

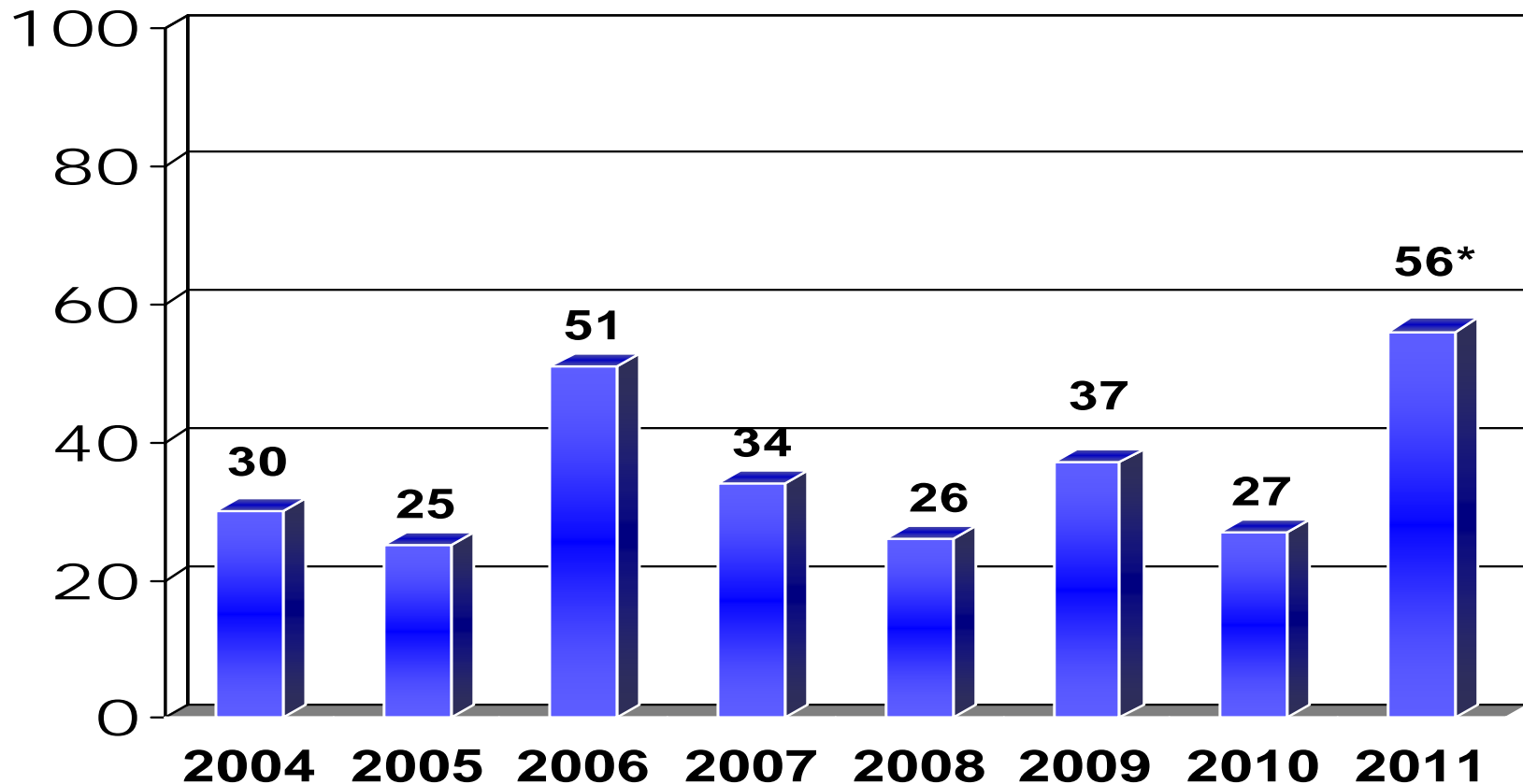
**Compared to 88 Member States as at 5 October 2010



Unpaid Tribunal Assessments as at 5 October 2011

(US\$ millions)

\$ million





International Tribunals

Amounts Outstanding at 5 October 2011

(US\$ millions)

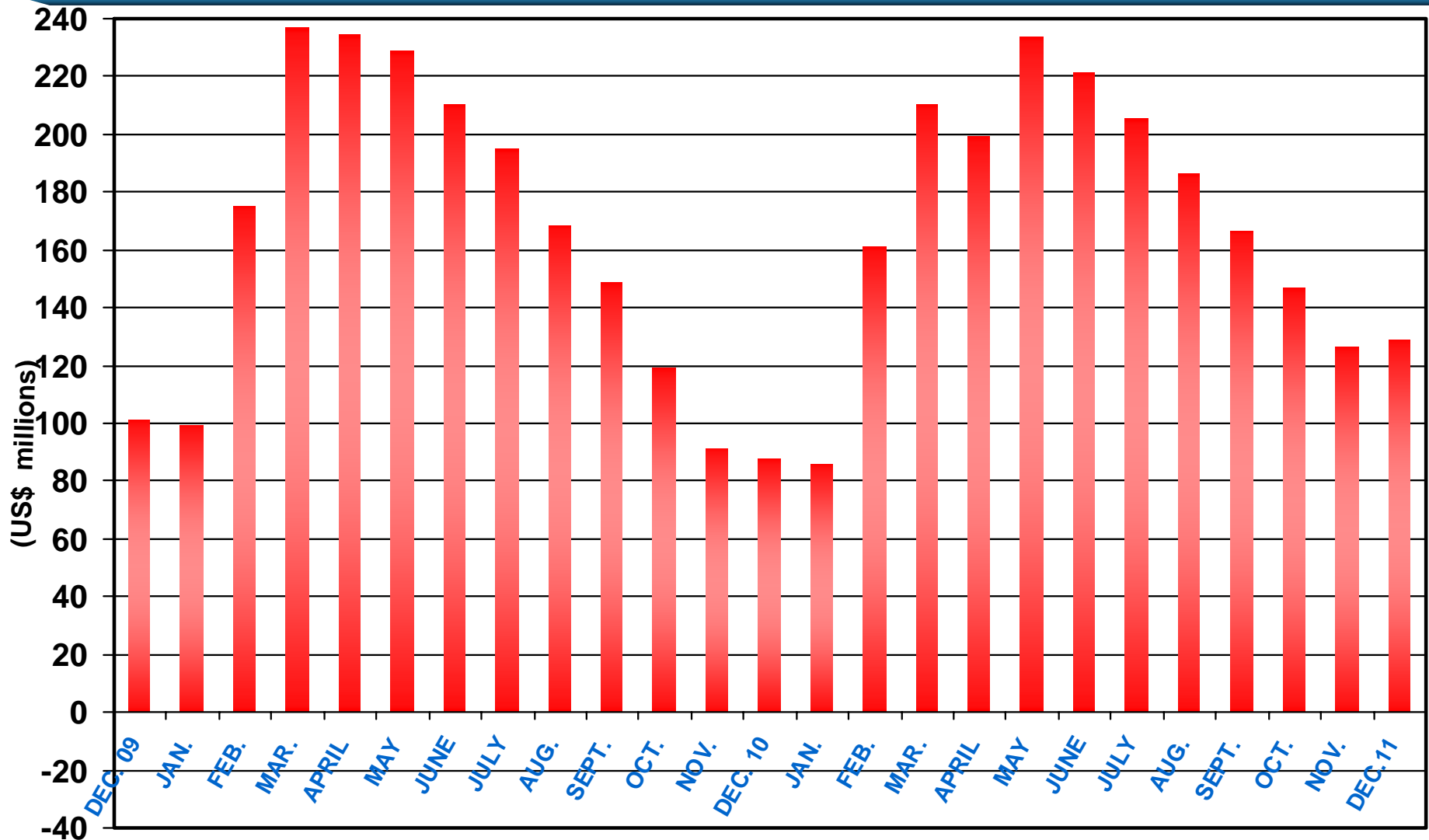
101 Member States

United States	36
Indonesia	3
Spain	3
Greece	2
United Arab Emirates	2
96 Other Member States	10
Total	56



International Tribunals Cash Position

Actual and projected figures for Tribunals for 2010 – 2011*



*Estimates October – December 2011



Capital Master Plan (CMP)

(US\$ millions)

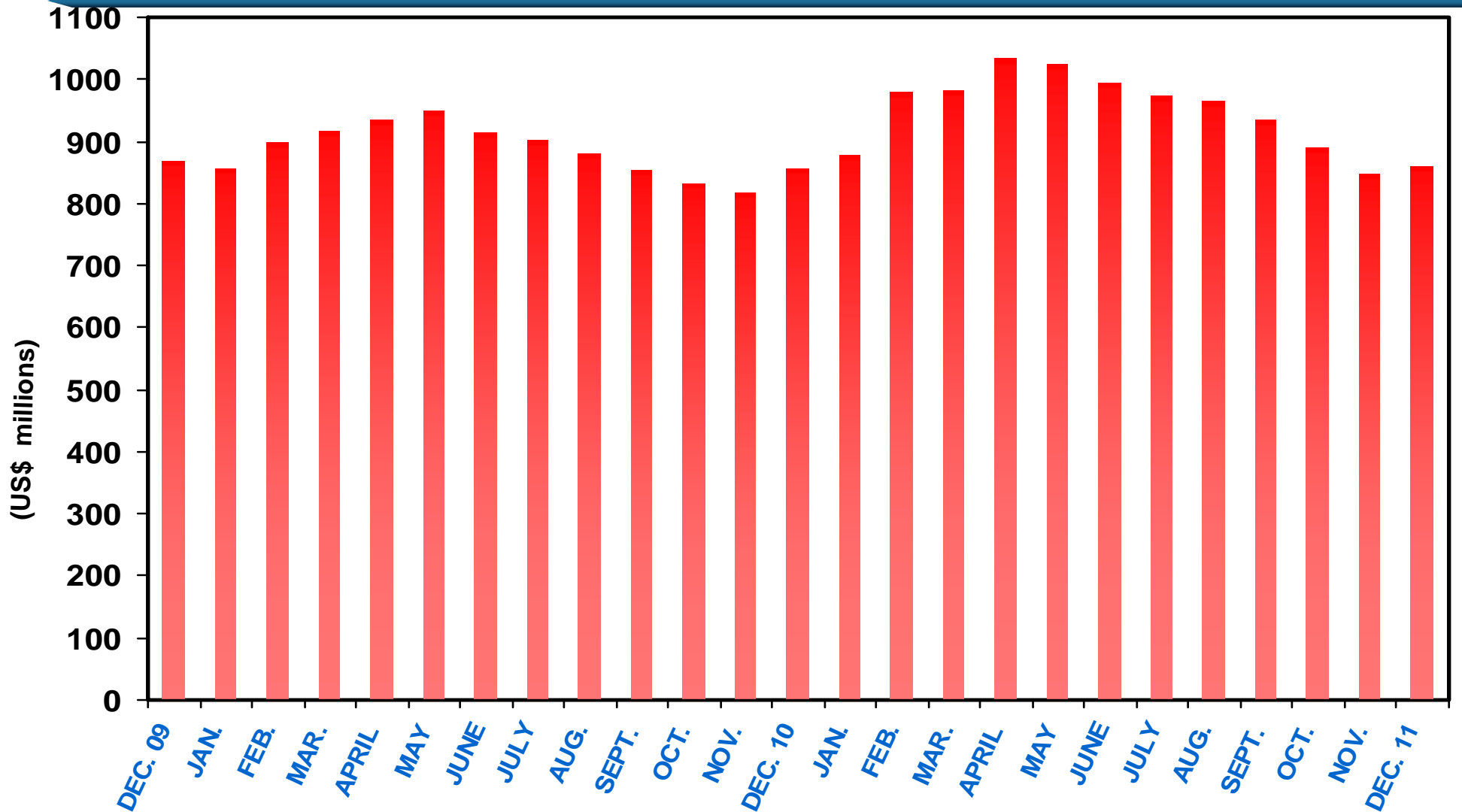
	Assessments	Payments as at 5 October 2011*	Outstanding
2003-2010	1,528	1,524	4
2011	341	257	84
Subtotal	1,869	1,781	88

*Not Including payments to the Working Capital Reserve Fund.



Capital Master Plan Cash Position*

Actual and projected figures for CMP Fund for 2010 – 2011**



* Does not include balances in Working Capital Reserve

** Estimates for October – December 2011



Fully Paid for Capital Master Plan Due and Payable* as at 5 October 2011: 124 Member States**

Albania	Djibouti	Latvia	Saint Kitts and Nevis
Algeria	Ecuador	Libyan Arab Jamahiriya	Samoa
Andorra	Egypt	Liechtenstein	San Marino
Antigua and Barbuda	Eritrea	Lithuania	Saudi Arabia
Argentina	Estonia	Luxembourg	Senegal
Armenia	Finland	Madagascar	Serbia
Australia	France	Malawi	Singapore
Austria	Georgia	Malaysia	Slovakia
Azerbaijan	Germany	Mali	Slovenia
Bahamas	Ghana	Malta	South Africa
Belarus	Greece	Mauritius	Sri Lanka
Belgium	Grenada	Mexico	Suriname
Belize	Guatemala	Monaco	Sweden
Bhutan	Guinea	Mongolia	Switzerland
Bosnia and Herzegovina	Guyana	Montenegro	Tajikistan
Botswana	Haiti	Mozambique	Thailand
Brazil	Honduras	Myanmar	Togo
Brunei Darussalam	Hungary	Namibia	Trinidad and Tobago
Bulgaria	Iceland	Netherlands	Turkey
Burkina Faso	Indonesia	New Zealand	Turkmenistan
Canada	Iraq	Nicaragua	Uganda
Chile	Ireland	Niger	Ukraine
China	Israel	Nigeria	United Kingdom of Great Britain and Northern Ireland
Congo	Italy	Norway	United Republic of Tanzania
Costa Rica	Japan	Oman	Uruguay
Cote d'Ivoire	Jordan	Panama	Uzbekistan
Croatia	Kazakhstan	Philippines	Venezuela (Bolivarian Republic of)
Cuba	Kiribati	Poland	Zambia
Cyprus	Lao People's Democratic Republic	Qatar	Zimbabwe
Czech Republic		Republic of Korea	
Democratic People's Republic of Korea		Republic of Moldova	
Democratic Republic of Congo		Romania	
Denmark		Russian Federation	

* Including Member States owing less than \$100

** Compared to 113 Member States as at 11 October 2010



All Assessments Due and Payable at 11 October 2011 Paid in Full: 18 Member States***



- | | |
|----------------|-----------------------|
| Australia | Liechtenstein |
| Canada | Monaco |
| Cote d' Ivoire | Netherlands |
| Estonia | New Zealand |
| Finland | Saint Kitts and Nevis |
| Germany | Singapore |
| Iceland | Sweden |
| Ireland | Switzerland |
| Latvia | Thailand |

* Including Member States owing less than \$100

** Compared to 12 Member States as at 11 October 2010



CONCLUSIONS

- ➔ **Financial indicators for 2011 show improvement in some areas, despite the current global financial climate.**
- ➔ **Cash positions are projected to be positive at year-end for all funds, although the final outcome is dependent on last quarter contributions.**
- ➔ **Debt to Member States is projected to decrease to \$448 million at the end of 2011, compared to the \$539 million at the end of 2010.**
- ➔ **Unpaid assessments reflect increased levels compared to last year for all categories, but the number of Member States meeting their obligations in full is also higher than last year.**
- ➔ **18 Member States had paid in full for all categories as at 10 October 2011, compared to 12 Member States last year.**
- ➔ **Unpaid assessments continue to be concentrated for all categories; however, for peacekeeping operations, there continues to be improvement.**
- ➔ **In order to maintain the financial health of the Organization, it remains as critical as ever for Member States to meet their financial obligations to the United Nations in full and on time.**